

Apparecchi standardizzati per torni automatici a fantina mobile CITIZEN

La gamma dei prodotti SU-matic è stata allargata negli ultimi anni con applicazioni specifiche per torni automatici a fantina mobile CITIZEN. Nel frattempo fanno parte del nostro programma standard teste con due uscite fino a 12000 giri/min.



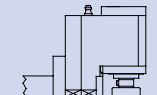
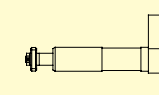
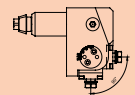
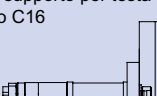

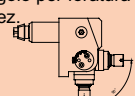
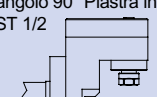

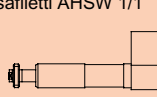
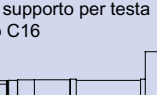
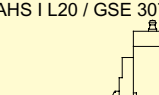

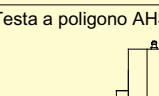

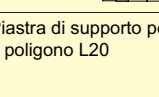
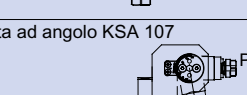
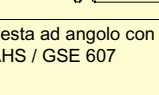
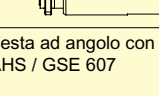
Tornio automatico CITIZEN



Portautensili standard per C16 / K16 risp. MS 32



Fresafiletti per L20

C16-VII	L 20-VII	M32
Testa a poligono AHSP 1/1 KSP 405  Pagina 01	Fresafiletti AHSW 1/1  Pagina 31	Testa ad angolo per foratura regolabile KSA 107  Pagina 61
Piastra di supporto per testa a poligono C16  Pagina 02	Piastra di supporto per testa a poligono L20  Pagina 32	Testa ad angolo per foratura regolabile KSA 107 spez.  Pagina 62
Testa ad angolo 90° Piastra intermedia mediana AHST 1/2  Pagina 03	Avantesta Piastra di supporto intermedia  Pagina 33	Fresafiletti AHSW 1/1  Pagina 63
Piastra di supporto per testa ad angolo C16  Pagina 04	AHS I L20 / GSE 307/90  Pagina 34	
Testa e fresare AHS 1 C16 / GSE 807  Pagina 05	Testa a poligono AHSP 1/1 KSP 607  Pagina 35	
Testa portafresa e perforante trasversale AHS IV C16 / GSE 807  Pagina 06	Piastra di supporto per testa a poligono L20  Pagina 36	
Testa ad angolo KSA 107  Pagina 07	Testa ad angolo con 2 uscite AHS / GSE 607  Pagina 37	
	Testa ad angolo con 2 uscite AHS / GSE 607  Pagina 38	

Panoramica dei prodotti standard/speciali